EARLY CARE & EDUCATION PROFILE

STATE OF OREGON
2018

Dr. Megan Pratt
Oregon Child Care
Research Partnership
August 2018

A closer look at policy-relevant information related to Oregon's children, families, and the early care and education system.

Oregon State University

Early Care & Education in Oregon

Growing awareness of the importance of the early years in a child's life increases the need to know more about Oregon's young children, their families, and the early care and education that exists to support them.

How Many Children Under 13 Live in Oregon[1]

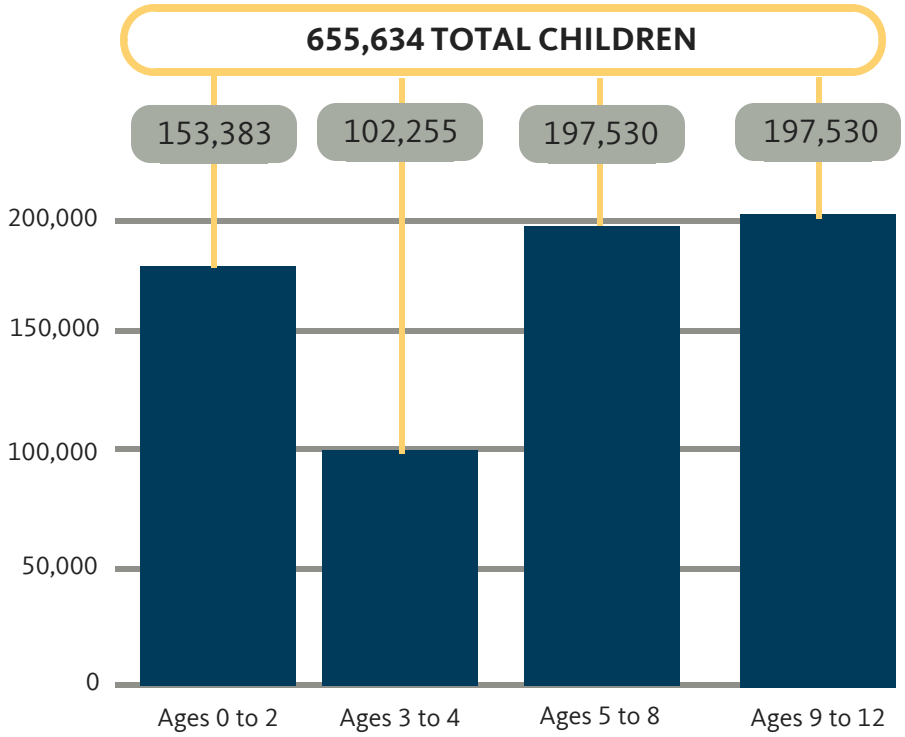

A Third of Young Oregon Children are Hispanic or Non-white[2]

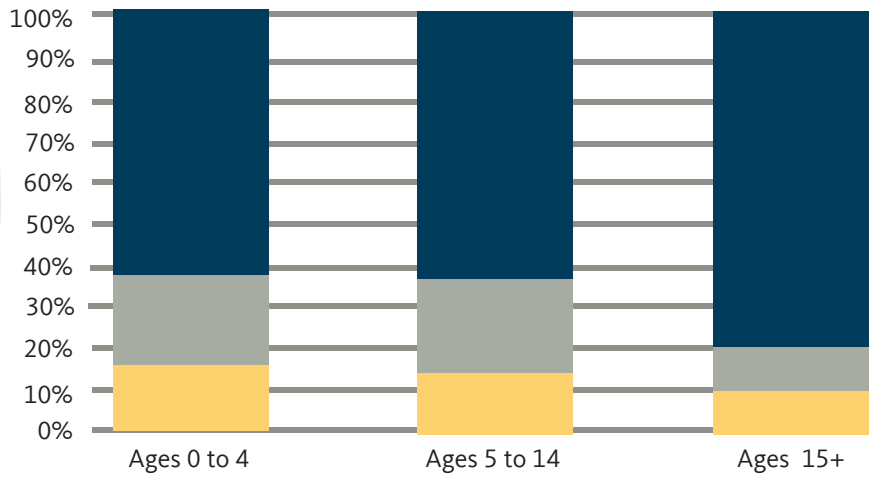

Early Care and Education Programs

How much child care and education do we need?[3]

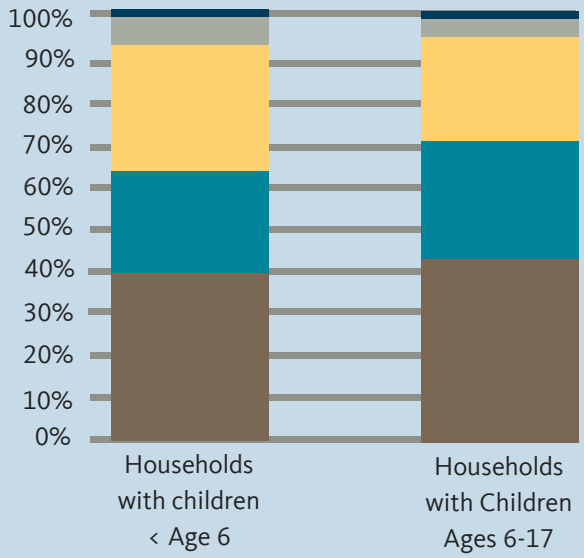

Nearly **2/3** of children have both parents employed or a single parent employed

How much child care do we have right now?[4]

655,634
children under age 13 living in Oregon

107,269
slots in centers and family child care homes for children currently under age 13 living in Oregon

- 79,502 slots in Child Care Centers
- 27,767 slots in Family Child Care Homes

16% of children under age 13 have access to visible child care in Oregon

Majority of Oregon Children are not in Organized Care

Regardless of age, about 40% of children are not in any form of non-parental care.[5]

Preschoolers are the most likely to be in "Organized Care", a term used to describe centers, family child care homes, and other organized activities. Families are more likely to use relatives and friends ("Informal Care") for care of very young children and older children when not in school.

Use of early care and education depends on age of children, employment status of parents, household income, and access to free or subsidized care. Public and private leaders watch levels of participation in preschool by 3- and 4-year-old children because of its association with kindergarten readiness.

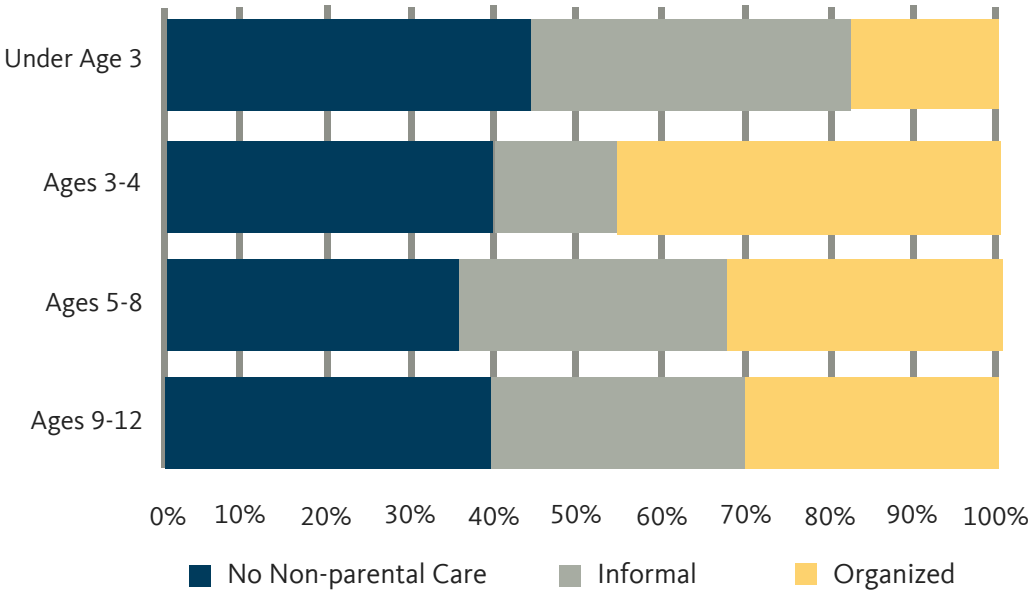

46% of 3- and 4-year old children were enrolled in preschool in 2016.[6]

Affordability

$14,160

median annual price of toddler care in a child care center [7]

$7,680

median annual price of public university tuition in Oregon [8]

The price of child care can exceed tuition at Oregon's public universities

What percent of a minimum wage worker's annual income pays the price of center care for a toddler?

45%	65%	32%
Standard	Portland Metro	Nonurban Counties

https://www.oregon.gov/boli/WHD/OMW/Pages/Minimum-Wage-Rate-Summary.aspx

Oregon Child Care Center Teacher Earnings [9,10]

Annual median teacher wages range from a median low of $22,880 to a median high of $32,470. Thirty-six percent of center teachers and 49% of head teachers have a bachelor's degree or higher.

Stabilizing Median Income[11]

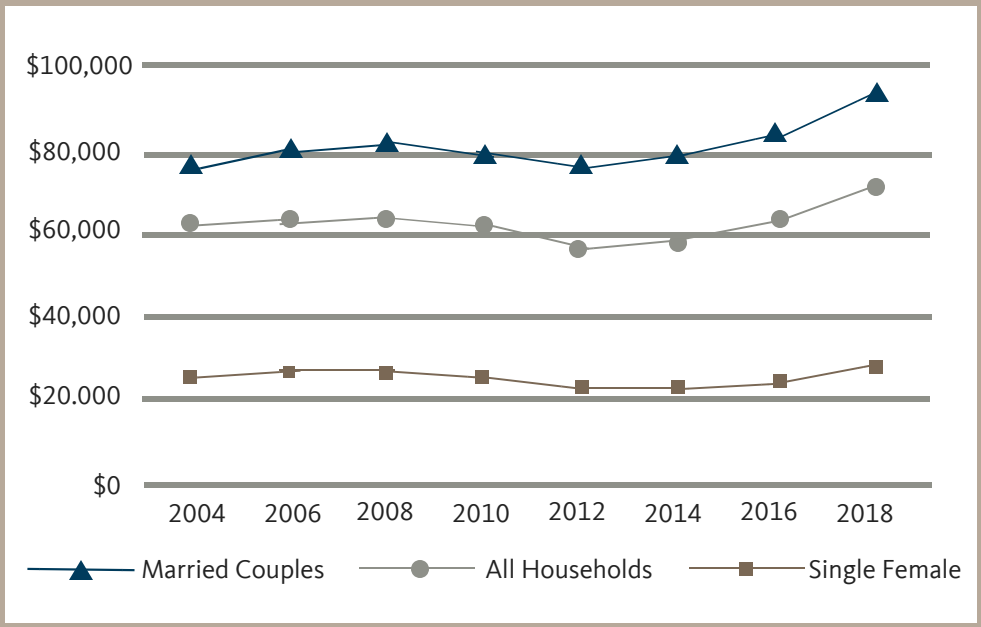

Increasing Child Care Prices[7]

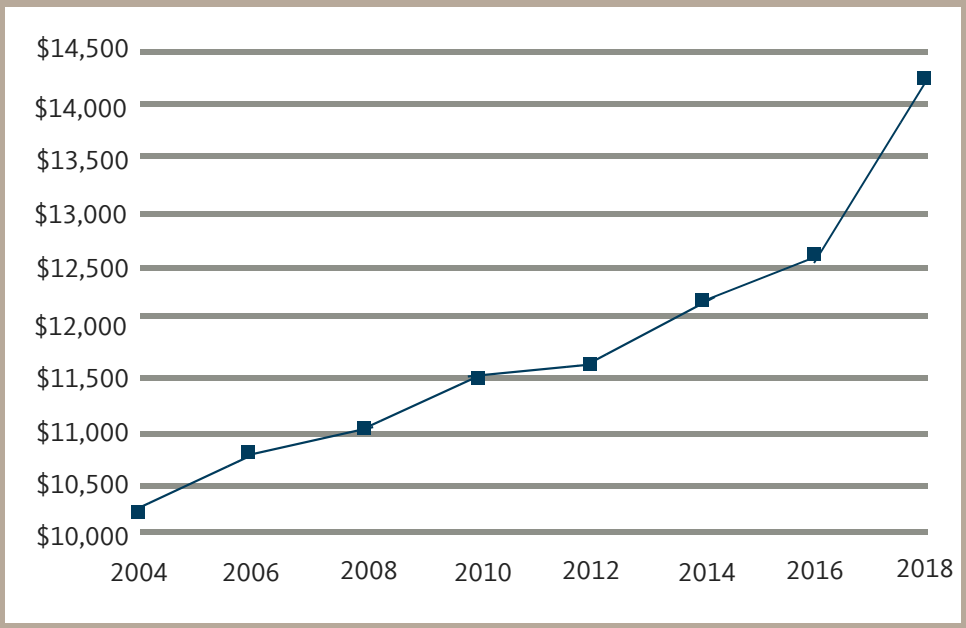

Between 2004 and 2018 child care prices have increased 22% more quickly than have the incomes of households with children under 18 years of age. [11,7]

Since 2004, child care prices have increased by 38% and household incomes have increased slightly. Child care prices continue to challenge households headed by female single parents who face the same prices but with median incomes that are only 39% of that of all households with children.

How Does Oregon Pay for Early Care and Education?[12]

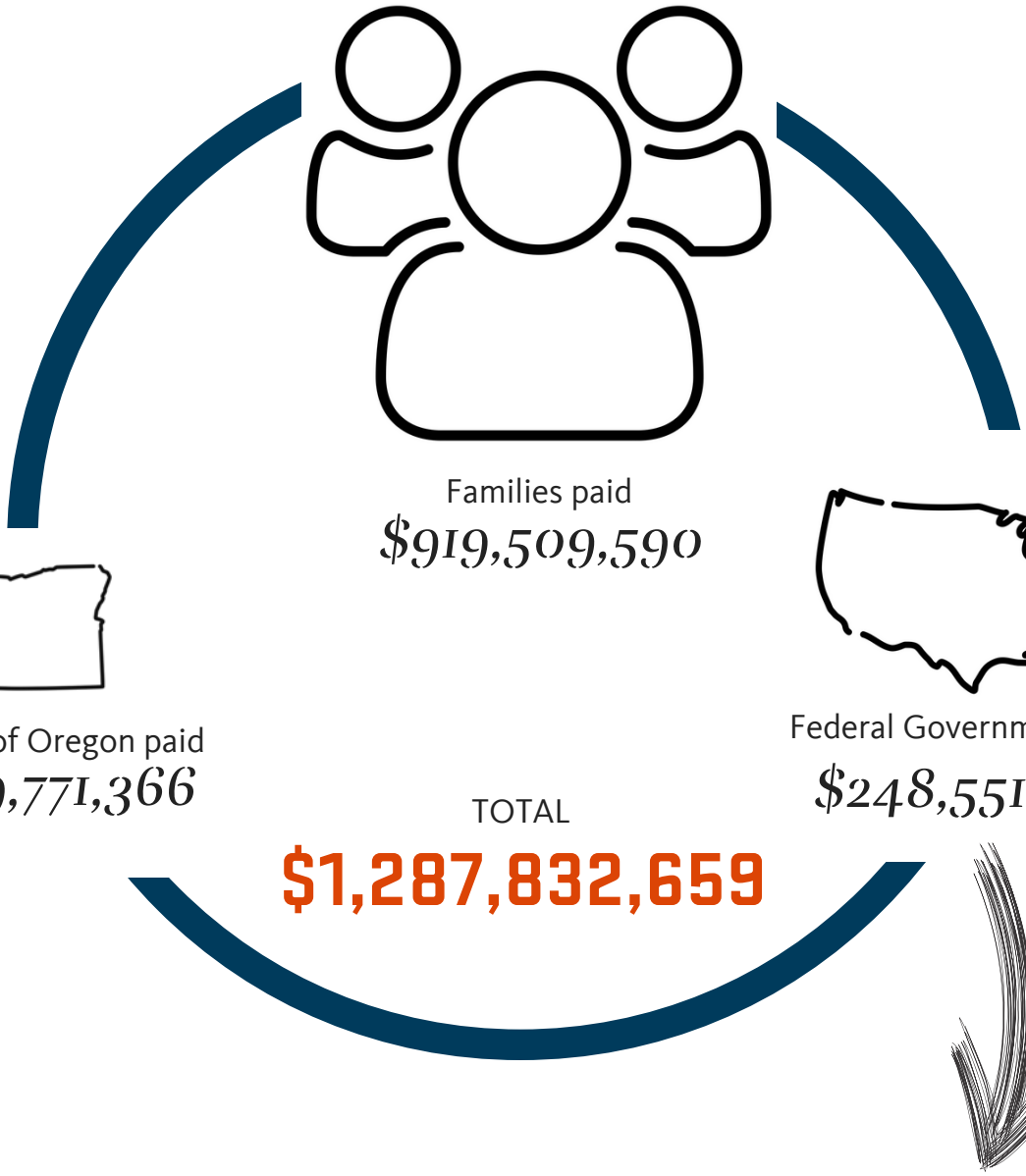

Oregon parents fund 72% of annual child care expenditures

80% of combined state and federal expenditures were tax credits

20% of combined state and federal expenditures funded early care and education programs

How many Children are in Families Receiving Help Paying for Child Care?

Most help paying for early care and education comes through two state/federal partnerships:

Oregon Early Head Start & Head Start Prekindergarten [13,14]

A family is eligible for Oregon Early Head Start and Head Start Prekindergarten if their income is 100% or less of the 2018 Federal Poverty Level ($20,780 for a family of three). A family is eligible for Preschool Promise if their income is 200% or less of the 2018 Federal Poverty Level ($41,560 for a family of three). Together these two programs serve:

9%

of under 3-year-olds up to 100% of Federal Poverty Level

63%

of 3- and 4-year-olds up to 100% of Federal Poverty Level

36%

of 3- and 4-year-olds up to 200% of Federal Poverty Level

Oregon Child Care Subsidy Program [15]

A family is eligible for the Oregon Child Care Subsidy Program if their income is equal to or less than 185% of the 2018 Federal Poverty Level ($38,443 for a family of three).

136,729

children allowed to be served by the state of Oregon under rules established by the federal government

91,539

children eligible for a child care subsidy in 2015 under rules established by the state of Oregon

15,127

children actually served by the state of Oregon in 2015 (17% of state allowance, 11% of federal allowance)

This research effort is supported in part by the Early Learning Division, Oregon Department of Education.

References

[1] Oregon Population Research Center, Portland State University. 2017 Oregon Population Estimates.
[2] U.S. Census Bureau, American Community Survey (ACS), Tables B01001, B01001 H &I, 2016 one year estimate.
[3] U.S. Census Bureau, American Community Survey (ACS), B23008, 2016 one-year estimate.
[4] Oregon Child Care Research Partnership (OCCRP), Oregon State University (OSU). Estimated Supply of Child Care in Oregon as of March 2018.
[5] Oregon Population Survey 2008. Analysis by Oregon Child Care Research Partnership (OCCRP), Oregon State University (OSU).
[6] U.S. Census Bureau, American Community Survey (ACS), B14003, 2016 one-year estimate.
[7] Grobe, D. & Weber, R. (2018). 2018 Oregon Child Care Market Price Study. Oregon Child Care Research Partnership (OCCRP), Oregon State University (OSU).
[8] Average annual tuition for an OUS undergraduate student during 2017-2018 academic year from Oregon universities' websites.
[9] Oregon Child Care Research Partnership (OCCRP), Oregon State University (OSU). 2016 Structural Indicators of Quality.
[10] Oregon Center for Career Development in Childhood Care and Education and Oregon Child Care Research Partnership. (2018). Oregon early learning workforce: Four years beyond baseline—Comparison of 2012 and 2016.
[11] U.S. Census Bureau, American Community Survey (ACS), B19125 & B19126, 2016 1-year estimate.
[12] Child Care Division, Oregon Employment Department, The Economic Impact of Oregon's Child Care Industry: 2010.
[13] Early Learning Division, Oregon Department of Education. (2018). Oregon Early Head Start Parents Served 2017-2018.
[14] Early Learning Division, Oregon Department of Education. (2018). Oregon Head Start Prekindergarten and Preschool Promise Percent Served 2017-2018.
[15] ACF Assistant Secretary for Planning and Evaluation Eligibility Estimates 2015. Oregon Early Learning Division 801 Data.

To Cite

Early Care and Education Profiles: 2018 Oregon Child Care Research Partnership, Oregon State University.

Oregon State University

For more information:
Dr. Megan Pratt
megan.pratt@oregonstate.edu
(541) 737-5373